



DEFLEX® 630/P & 640/P

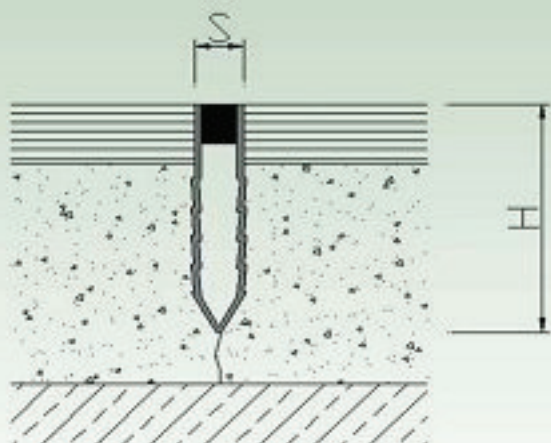
Rosturi de delimitare a câmpului

Profil pentru pardoseli cu sarcină scăzută. Combinarea PVC tare/moale, parte centrală elastică din PVC moale.

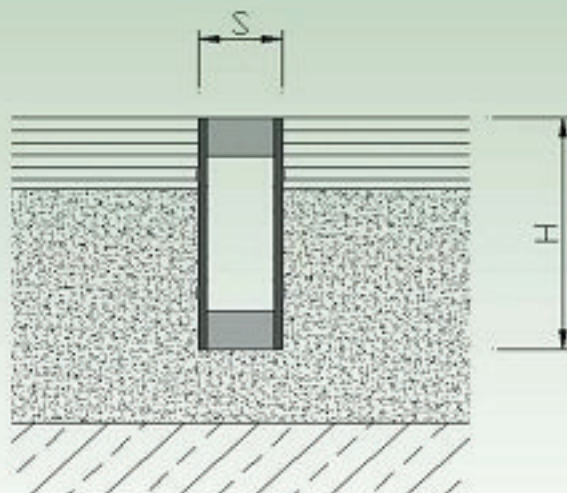


Tip	630/P	640/P
Fb [mm] până la	8	10
H [mm]	25/30/35/40/50/65	30/40/50/60
B [mm] aprox.	8	10
S [mm] aprox.	8	10
Mișcare w [mm] orizontal	2 (±1)	2 (±1)
Culoare	gri, și culori RAL	
Material	H-PVC, W-PVC / R-PVC, S-PVC	
Lungime standard[m]	2,50	
Capacitate de sarcină [kN]		

57



630/P



640/P